



RG-AP680-AR

Wi-Fi 6 Quad-Radio Access Point



Scan QR Code
For More Enquiry

Ruijie

Product Pictures



Front View



Rear View



Left Top View



Right Top View

Product Overview

The RG-AP680-AR is a Wi-Fi 6 wireless access point that delivers quad radios, AI radio, high performance, and enterprise-grade encryption. Its hybrid cloud management mode and high-density access design allow the RG-AP680-AR to be flexibly deployed in high-quality outdoor network scenarios, including outdoor hotspots such as squares, parks, and streets in smart cities, sports field scenarios in the education industry, and scenarios related to energy and rail transportation industry.

Product Highlights

Ultra-High Performance

Flexible Networking

High Security and Reliability

Ultra-High Performance

- Quad-radio design (2.4 GHz + 5 GHz + 5 GHz + 2.4 GHz/5 GHz), 14 spatial streams, 1024-Quadrature Amplitude Modulation (QAM) high-speed access, up to 11.622 Gbps peak data rate, and built-in intelligent omnidirectional antenna, realizing ultra-high-speed wireless access experience
- Hardware-independent AI radio card to implement better roaming policies through real-time STA scanning, thereby providing optimal roaming experience for outdoor scenarios such as smart cities and higher education
- Multi-link vehicle-to-ground communication technology, ensuring nonstop high-speed communication on wireless links and making it suitable for rail transportation scenarios
- Orthogonal Frequency-Division Multiple Access (OFDMA), Multi-User Multiple-Input Multiple-Output (MU-MIMO), and Wi-Fi Multimedia (WMM), increasing the average rate per user in high-density deployment environments
- RF power adjustment and intelligent channel allocation to solve the problems such as co-channel interference and adjacent channel interference, thereby improving network transmission efficiency and stability
- Packet-based power control technology and high-performance power design, saving energy while providing high-speed wireless access service

Flexible Networking

- Local and cloud management modes, and intelligent wireless network optimization, reducing TCO and maximizing ROI

- Access through optical and Ethernet cables for flexible networking, high-speed backhaul over 10 Gbps optical links, and support for Ruijie Simplified Optical Ethernet Solution
- IEEE 802.11k/v/r support and roaming stickiness optimization, achieving seamless user roaming
- Rich IoT features: PoE output, Bluetooth 5.1, and wireless locating

High Security and Reliability

- IP68 rated housing, adapting to harsh outdoor environments
- Encryption and authentication technologies including Wi-Fi Protected Access 3 (WPA3), enhanced open security, 802.1X, and Private Pre-shared Key (PPSK), enhancing data security
- Dynamic Frequency Selection (DFS), optimizing the use of available RF spectrum to prevent radar channel interference
- Cyclic Delay/Shift Diversity (CDD/CSD), Maximum Ratio Combining (MRC), Space-Time Block Coding (STBC), and Low-Density Parity Check (LDPC), improving the signal quality, signal receiving, and reliability and performance of data transmission
- Transmit beam-forming (TxBF) expands the signal coverage and enhances the reliability of specific devices, thereby improving the data rate
- Intelligent identification and monitoring, multicast-to-unicast conversion, and other features, enhancing network security and reliability

Applicable Scenarios

Rail Transportation

Subways

Multi-link communication technology enables seamless and stable switching during high-speed mobility and ensures nonstop vehicle-to-ground communication over wireless links. This technology achieves seamless wireless roaming without detection, and maintains stable service performance without suspension.



Squares

People can access high-speed mobile Wi-Fi and instantly share photos and videos of activities on squares with their friends.



Smart City

Parks

With Wi-Fi deployed in parks, people can enjoy high-speed mobile internet access anytime, anywhere. They can flexibly and easily enjoy Internet services, including browsing the web, watching videos, and engaging in voice and video chats with friends.



Higher Education

Sports Field

You can cheer and show support for sports events on the sports field, and share moments in real time on social media. High-speed mobile Wi-Fi allows you to leave real-time memories.

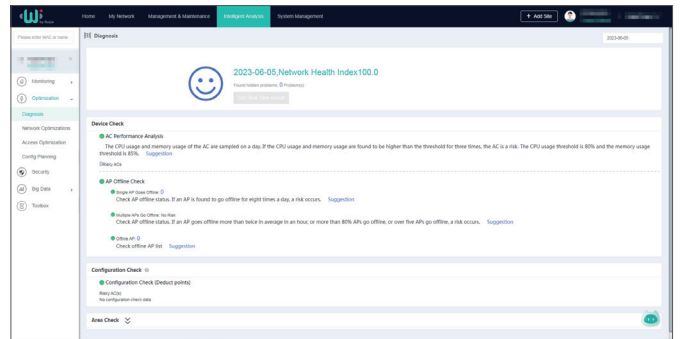
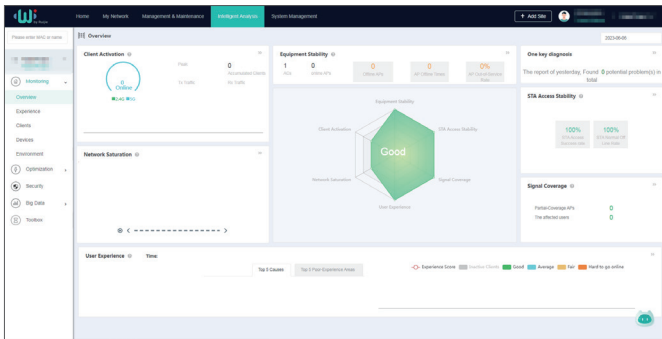


overview, experience, users, devices, and environment. The network running information includes the following items:

- Network basic information: device stability, device health, user stability, network signal coverage, and network association.
- User usage: user activity (network dependency), and user online experience and analysis
- Network saturation: network capacity usage and channel usage

Intelligent Network Diagnosis

With WIS, wireless network diagnosis and health index assessment can be completed in just one click, providing test results for each item. The health index provided by WIS enables you to rapidly assess the state of your live network. WIS can locate faulty areas, APs, and STAs, and provides potential risks and corresponding optimization suggestions.



Product Specifications

Hardware Specifications

Hardware Specifications	RG-AP680-AR
802.11n	<p>14 spatial streams</p> <ul style="list-style-type: none"> • Radio 1 – 2.4 GHz: 4x4 MIMO, four spatial streams • Radio 2 – 5 GHz: 4x4 MIMO, four spatial streams • Radio 3 – 5 GHz: 4x4 MIMO, four spatial streams • Radio 4 – 2.4 GHz/5 GHz: 2x2 MIMO, two spatial streams <p>Channels:</p> <ul style="list-style-type: none"> • Radio 1 – 2.4 GHz: 20 MHz and 40 MHz • Radio 2 – 5 GHz: 20 MHz and 40 MHz • Radio 3 – 5 GHz: 20 MHz and 40 MHz • Radio 4 – 2.4 GHz/5 GHz: 20 MHz and 40 MHz <p>Combined peak data rate: 2.1 Gbps</p> <ul style="list-style-type: none"> • Radio 1 – 2.4 GHz: 6.5 Mbps to 600 Mbps (MCS0 to MCS31) • Radio 2 – 5 GHz: 6.5 Mbps to 600 Mbps (MCS0 to MCS31) • Radio 3 – 5 GHz: 6.5 Mbps to 600 Mbps (MCS0 to MCS31) • Radio 4 – 2.4 GHz/5 GHz: 6.5 Mbps to 300 Mbps (MCS0 to MCS15) <p>Radio technologies: Orthogonal Frequency-Division Multiplexing (OFDM) Modulation types: BPSK, QPSK, 16-QAM, 64-QAM Packet aggregation:</p> <ul style="list-style-type: none"> • Aggregate MAC Protocol Data Unit (A-MPDU) • Aggregate MAC Service Data Unit (A-MSDU) <p>Dynamic Frequency Selection (DFS) Cyclic Delay/Shift Diversity (CDD/CSD)</p>

Hardware Specifications	RG-AP680-AR
802.11n	Maximum Ratio Combining (MRC) Space-Time Block Coding (STBC) Low-Density Parity Check (LDPC) Transmit beam-forming (TxBF)
802.11ac	Eight10 spatial streams <ul style="list-style-type: none"> • Radio 2 – 5 GHz: 4x4 MIMO, four spatial streams • Radio 3 – 5 GHz: 4x4 MIMO, four spatial streams • Radio 4 – 5 GHz: 2x2 MIMO, two spatial streams Channels: <ul style="list-style-type: none"> • Radio 2 – 5 GHz: 20 MHz, 40 MHz, 80 MHz, and 160 MHz • Radio 3 – 5 GHz: 20 MHz, 40 MHz, 80 MHz, and 160 MHz • Radio 4 – 5 GHz: 20 MHz, 40 MHz, and 80 MHz Combined peak data rate: 6.9287.795 Gbps <ul style="list-style-type: none"> • Radio 2 – 5 GHz: 6.5 Mbps to 3.464 Gbps (MCS0 to MCS9) • Radio 3 – 5 GHz: 6.5 Mbps to 3.464 Gbps (MCS0 to MCS9) • Radio 4 – 5 GHz: 6.5 Mbps to 0.867 Gbps (MCS0 to MCS9) Radio technologies: Orthogonal Frequency-Division Multiplexing (OFDM) Modulation types: BPSK, QPSK, 16-QAM, 64-QAM, 256-QAM Packet aggregation: <ul style="list-style-type: none"> • Aggregate MAC Protocol Data Unit (A-MPDU) • Aggregate MAC Service Data Unit (A-MSDU) Dynamic Frequency Selection (DFS) Cyclic Delay/Shift Diversity (CDD/CSD) Maximum Ratio Combining (MRC) Space-Time Block Coding (STBC) Low-Density Parity Check (LDPC) Transmit beam-forming (TxBF)
802.11ax	12 spatial streams <ul style="list-style-type: none"> • Radio 1 – 2.4 GHz: 4x4 uplink/downlink MU-MIMO, four spatial streams • Radio 2 – 5 GHz: 4x4 uplink/downlink MU-MIMO, four spatial streams • Radio 3 – 5 GHz: 4x4 uplink/downlink MU-MIMO, four spatial streams Channels: <ul style="list-style-type: none"> • Radio 1 – 2.4 GHz: 20 MHz and 40 MHz • Radio 2 – 5 GHz: 20 MHz, 40 MHz, 80 MHz, and 160 MHz • Radio 3 – 5 GHz: 20 MHz, 40 MHz, 80 MHz, and 160 MHz Combined peak data rate: 10.755 Gbps <ul style="list-style-type: none"> • Radio 1 – 2.4 GHz: 8.6 Mbps to 1.147 Gbps (MCS0 to MCS11) • Radio 2 – 5 GHz: 8.6 Mbps to 4.804 Gbps (MCS0 to MCS11) • Radio 3 – 5 GHz: 8.6 Mbps to 4.804 Gbps (MCS0 to MCS11) Radio technologies: uplink/downlink Orthogonal Frequency-Division Multiple Access (OFDMA) Modulation types: BPSK, QPSK, 16-QAM, 64-QAM, 256-QAM, 1024-QAM Packet aggregation: <ul style="list-style-type: none"> • Aggregate MAC Protocol Data Unit (A-MPDU) • Aggregate MAC Service Data Unit (A-MSDU) Dynamic Frequency Selection (DFS) Cyclic Delay/Shift Diversity (CDD/CSD) Maximum Ratio Combining (MRC) Space-Time Block Coding (STBC) Low-Density Parity Check (LDPC) Transmit beam-forming (TxBF) WPA3

Hardware Specifications	RG-AP680-AR
Antenna	<p>Wi-Fi</p> <ul style="list-style-type: none"> ● 2.4 GHz: four built-in omnidirectional antennas, the max. antenna gain is 6 dBi. ● 5 GHz: eight built-in omnidirectional antennas, the max. antenna gain is 8 dBi. <p>Bluetooth</p> <ul style="list-style-type: none"> ● One integrated vertically polarized omnidirectional antenna, the max. antenna gain is 4 dBi.
Port	<p>1 x 100/1000/2500/5000Base-T RJ45 Ethernet port with auto-negotiation</p> <p>1 x 100/1000Base-T RJ45 Ethernet port with auto-negotiation</p> <p>2 x 10GE optical ports</p> <p>1 x RJ45 console port (serial console port)</p> <p>1 x Bluetooth 5.1</p>
Status LED	<p>1 x multi-color system status LED</p> <ul style="list-style-type: none"> ● AP power-on status ● Software initialization status and upgrade status ● Uplink service interface status ● Wireless user online status ● CAPWAP tunnel timeout ● Specific AP locating <p>Three single-color signal strength LEDs:</p> <ul style="list-style-type: none"> ● Whether bridging is enabled ● Whether bridging is successful ● Wireless signal strength after successful bridging
Button	<p>1 x Reset button</p> <ul style="list-style-type: none"> ● Press the button for shorter than 2 seconds. Then the device restarts. ● Press the button for longer than 5 seconds. Then the device restores to factory settings.
Dimensions (W x D x H)	<p>Main unit: 300 mm x 300 mm x 94 mm (11.81 in. x 11.81 in. x 3.70 in.)</p> <p>Shipping: 470 mm x 410 mm x 170 mm (18.50 in. x 16.14 in. x 6.69 in.)</p>
Weight	<p>Main unit: 4.3 kg (9.48 lbs)</p> <p>Mounting bracket: 1.2 kg (2.65 lbs)</p> <p>Shipping: 7.18 kg (15.83 lbs)</p>
Mounting	<p>Wall or pole-mounting (a mounting bracket is delivered with the main unit)</p>
Input power supply	<p>The AP supports the following two power supply modes:</p> <ul style="list-style-type: none"> ● 100–240 V AC power supply: The device is equipped with the RG-PL-M16-3M cable, and 1 A current must be guaranteed. The AC power supply needs to be purchased separately. ● PoE input over ETH/PoE: The power source equipment (PSE) complies with IEEE 802.3af/at/bt standard (PoE/PoE+/PoE++). <p>Note: If both AC power and PoE are available, AC power is preferred.</p>
Power consumption	<p>Maximum power consumption: 50 W</p> <ul style="list-style-type: none"> ● AC power: 50 W, 2.4 GHz radio 4x4, 5 GHz radio 4x4, LAN 2 for PoE supply ● 802.3bt (PoE++) : 50 W, 2.4 GHz radio 4x4, 5 GHz radio 4x4, LAN 2 for PoE supply ● 802.3at (PoE+) : 25 W, 2.4 GHz radio 4x4, 5 GHz radio 4x4, and Radio 3 and AI Radio disabled (LAN 2 fails to provide power for external devices) ● 802.3af (PoE) : 12.95 W (all radios do not work, and LAN 2 fails to provide power for external devices) ● Idle mode: 10 W

Hardware Specifications	RG-AP680-AR
Environment	Storage temperature: -40°C to +85°C (-40°F to +185°F) Storage humidity: 5% RH to 95% RH (non-condensing) Storage altitude: < 5,000 m (16,404.20 ft.) at 25°C (77°F) Operating temperature: -40°C to +70°C (-40°F to +158°F) Operating humidity: 5% RH to 95% RH (non-condensing) Operating altitude: < 5,000 m (16,404.20 ft.) at 60°C (140°F) At an altitude between 3,000 m (9,842.52 ft.) and 5,000 m (16,404.20 ft.), every time the altitude increases by 166 m (546 ft.), the maximum temperature decreases by 1°C (1.8°F).
IP Rating	IP68
Mean Time Between Failure (MTBF)	200,000 hours (22 years) at the operating temperature of 25°C (77°F)
System memory	2 GB DRAM, 256 MB flash
Transmit power	2.4 GHz <ul style="list-style-type: none"> • Max. transmit power: 29 dBm (794.33 mW) • Minimum transmit power: 9 dBm (7.94 mW) 5 GHz <ul style="list-style-type: none"> • Max. transmit power: 27 dBm (501.19 mW) • Minimum transmit power: 7 dBm (5.01 mW) Note: The transmit power adjusted in percentage. The transmit power is limited by local regulatory requirements.

The following table lists the radio frequency performance of Wi-Fi including different frequency bands, protocols, and data rates. It is country-specific, and Ruijie Networks reserves the right of interpretation.

Radio Frequency Performance	RG-AP680-AR		
Frequency Band and Protocol	Data Rate	Max. Transmit Power per Transmit Chain	Max. Receive Sensitivity per Receive Chain
2.4 GHz, 802.11b	1 Mbps	23 dBm	-94 dBm
	2 Mbps	23 dBm	-91 dBm
	5.5 Mbps	22 dBm	-90 dBm
	11 Mbps	21 dBm	-88 dBm
2.4 GHz, 802.11g	6 Mbps	23 dBm	-89.5 dBm
	24 Mbps	22 dBm	-83 dBm
	36 Mbps	22 dBm	-79 dBm
	54 Mbps	20 dBm	-73 dBm

Radio Frequency Performance	RG-AP680-AR		
Frequency Band and Protocol	Data Rate	Max. Transmit Power per Transmit Chain	Max. Receive Sensitivity per Receive Chain
2.4 GHz, 802.11n (HT20)	MCS0	23 dBm	-86 dBm
	MCS7	20 dBm	-68 dBm
2.4 GHz, 802.11n (HT40)	MCS0	23 dBm	-83 dBm
	MCS7	20 dBm	-65 dBm
2.4 GHz, 802.11ax (HE20)	MCS0	23 dBm	-86 dBm
	MCS11	18 dBm	-68 dBm
2.4 GHz, 802.11ax (HE40)	MCS0	23 dBm	-83 dBm
	MCS11	18 dBm	-54 dBm
5 GHz, 802.11a	6 Mbps	21 dBm	-89.5 dBm
	24 Mbps	20 dBm	-83 dBm
	36 Mbps	20 dBm	-79 dBm
	54 Mbps	18 dBm	-73 dBm
5 GHz, 802.11n (HT20)	MCS0	21 dBm	-86 dBm
	MCS7	18 dBm	-68 dBm
5 GHz, 802.11n (HT40)	MCS0	21 dBm	-83 dBm
	MCS7	18 dBm	-65 dBm
5 GHz, 802.11ac (VHT20)	MCS0	21 dBm	-86 dBm
	MCS9	17 dBm	-61 dBm
5 GHz, 802.11ac (VHT40)	MCS0	21 dBm	-83 dBm
	MCS9	17 dBm	-57 dBm

Radio Frequency Performance	RG-AP680-AR		
Frequency Band and Protocol	Data Rate	Max. Transmit Power per Transmit Chain	Max. Receive Sensitivity per Receive Chain
5 GHz, 802.11ac (VHT80)	MCS0	21 dBm	-80 dBm
	MCS9	17 dBm	-53 dBm
5 GHz, 802.11ax (HE20)	MCS0	21 dBm	-86 dBm
	MCS11	14 dBm	-58 dBm
5 GHz, 802.11ax (HE40)	MCS0	21 dBm	-83 dBm
	MCS11	14 dBm	-54 dBm
5 GHz, 802.11ax (HE80)	MCS0	21 dBm	-80 dBm
	MCS11	14 dBm	-52 dBm
5 GHz, 802.11ax (HE160)	MCS0	21 dBm	-77 dBm
	MCS11	14 dBm	-49 dBm

Software Specifications

Software Specifications	RG-AP680-AR
Basic Functions	
Applicable software version	RGOS11.9(6)W1B5 or higher
WLAN	
Max. number of associated STAs	1,536 (up to 512 STAs per radio)
Max. number of BSSIDs	48 (up to 16 BSSIDs per radio)
Max. number of WLAN IDs	16
STA management	<ul style="list-style-type: none"> SSID hiding Each SSID can be configured with the authentication mode, encryption mechanism, and VLAN attributes independently. Remote Intelligent Perception Technology (RIPT) Intelligent STA identification Intelligent load balancing based on the STA quantity or traffic

Software Specifications	RG-AP680-AR
STA limiting	SSID-based STA limiting Radio-based STA limiting
Bandwidth limiting	STA/SSID/AP-based rate limiting
CAPWAP	IPv4/IPv6 CAPWAP Layer 2 and Layer 3 topology between an AP and an AC An AP can automatically discover the accessible AC. An AP can be automatically upgraded through the AC. An AP can automatically download the configuration file from the AC. CAPWAP through NAT
Data forwarding	Centralized and local forwarding
Wireless roaming	Layer 2 and Layer 3 roaming
Wireless locating	MU and TAG device locating
Security and Authentication	
Authentication and encryption	Remote Authentication Dial-In User Service (RADIUS) PSK and web authentication QR code-based guest authentication, SMS authentication, and MAC address bypass (MAB) authentication Data encryption: WEP (64/128 bits), WPA (TKIP), WPA-PSK, WPA2 (AES) , WPA3-Enterprise, WPA3-Individual
Data frame filtering	Allowlist, static blocklist, and dynamic blocklist
WIDS	Wireless Intrusion Detection System(WIDS) User isolation Rogue AP detection and containment
ACL	IP standard ACL, MAC extended ACL, IP extended ACL, and expert-level ACL Time range-based ACL ACL based on a Layer 2 interface ACL based on a Layer 3 interface Ingress ACL based on a wireless interface Dynamic ACL assignment based on 802.1X authentication (used with the AC)
CPP	CPU Protect Policy (CPP)
NFPP	Network Foundation Protection Policy (NFPP)

Software Specifications	RG-AP680-AR
Routing and Switching	
MAC	Static and filtered MAC addresses MAC address table size: 2,048 Max. number of static MAC addresses: 2,048 Max. number of filtered MAC addresses: 2,048
Ethernet	Jumbo frame length: 1,518 Full-duplex and half-duplex modes of interfaces IEEE802.1p and IEEE802.1Q Optical module information display, alarms about faults, and diagnosis parameter measurement (QSFP+/SFP+/SFP)
VLAN	Interface-based VLAN assignment Max. number of SVIs: 187 Max. number of VLANs: 4,094 VLAN ID range: 1–4,094
ARP	ARP entry aging, gratuitous ARP learning, and proxy ARP Max. number of ARP entries: 2,048 ARP check
IPv4 services	Static and DHCP-assigned IPv4 addresses NAT, FTP ALG and DNS ALG
IPv6 services	IPv6 addressing, Neighbor Discovery (ND), IPv6 ND proxy, ICMPv6, IPv6 ping IPv6 DHCP client
IP routing	IPv4/IPv6 static route Max. number of static IPv4 routes: 1,024 Max. number of static IPv6 routes: 1,000
Multicast	Multicast-to-unicast conversion
VPN	PPPoE client IPsec VPN
Network Management and Monitoring	
Network management	NTP server and NTP client SNTP client SNMPv1/v2c/v3 Fault detection and alarm Information statistics and logging
Network management platform	Web management (Eweb)
User access management	Telnet, SSH, FTP client, FTP server, and TFTP client

Software Specifications	RG-AP680-AR
Switchover among Fat, Fit, and cloud modes	<p>When the AP works in Fit mode, it can be switched to Fat mode through an AC.</p> <p>When the AP works in Fat mode, it can be switched to Fit mode through the console port or Telnet mode.</p> <p>When the AP works in cloud mode, it can be managed through Ruijie Cloud.</p>

Value-added Software

The following value-added software functions can be achieved with the WIS solution (used with RG-iData-WIS and wireless controller).

Value-added Software	RG-AP680-AR
Intelligent O&M	
Experience	<p>Network operation analysis, such as device stability and signal coverage</p> <p>Measuring users' network experience based on indicators such as the latency, packet loss, signal strength, and channel utilization, and visualizing results of the network experience</p> <p>Statistics on the number of online and offline failures of STAs associated with different APs, average signal strength, and other parameters</p> <p>VIP monitoring and alarm, and custom alarm thresholds</p> <p>STA global experience map and experience coverage evaluation based on the time range</p> <p>STA access protocol replay and fine-grained STA fault diagnosis</p> <p>Note: To support the preceding functions, ensure that the AP works in Fit mode.</p>
Network optimization	<p>Network performance optimization, including one-click network optimization and scenario-based optimization</p> <p>Client steering to cope with roaming stickiness, and experience indicator comparison</p> <p>Client steering to cope with remote association, and experience indicator comparison</p> <p>One-click diagnosis – analyzing problems and providing suggestions</p>
Big data	<p>Baseline analysis – recording the configuration, version, and other changes, and tracking network KPI changes</p> <p>Time capsule – analyzing the device version and configuration change history</p>
Regional analysis	<p>Batch generation of building floor information – uploading floor plans, and dragging and dropping AP positions</p>
One-click report	<p>One-click health report – generating a report on the overall operation of a network</p>
Security radar	<p>Unauthorized Wi-Fi signal location, presentation by category, and containment</p>
Cloud Management	
Management and maintenance	<p>Uniformly connecting, managing, and maintaining APs, ACs, and other devices, batch device configuration and upgrade, and other functions</p> <p>Deployment through Zero Touch Provisioning (ZTP) – creating configuration templates and automatically applying configured templates</p> <p>One-click discovery of the wired and wireless network topology and topology generation</p>

Value-added Software	RG-AP680-AR
Cloud Authentication	
Authentication mode	SMS authentication, fixed account authentication, one-click authentication, Facebook authentication, Instagram authentication, voucher authentication, and other authentication modes Authentication implemented in the cloud, without the need to deploy the local authentication server
Customized portal	Customized Portal authentication page for mobile phones and PCs
SMS gateway	Interconnection with SMS gateways of GUODULINK and Alibaba Cloud
Platform Capabilities	
Big data capabilities	Mainstream persistence solutions based on Hadoop, MongoDB, and MySQL, providing distributed storage capabilities Spark-based big data computing capabilities Data warehouse building based on Hive, and data model conversion, integration, and other functions
Hierarchy and decentralization	Authorizing different applications for different users to meet service needs of different departments Granting operation permissions to administrators in different scenarios
System management	Account operation, authorization configuration, email configuration, configuration backup, exception alarms, and other system management functions

Note: For details, refer to the latest hybrid cloud management solution.

Regulatory Compliance

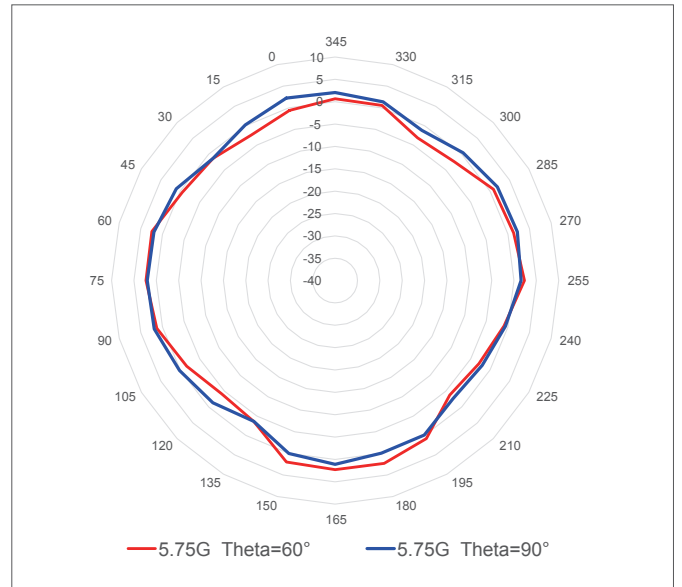
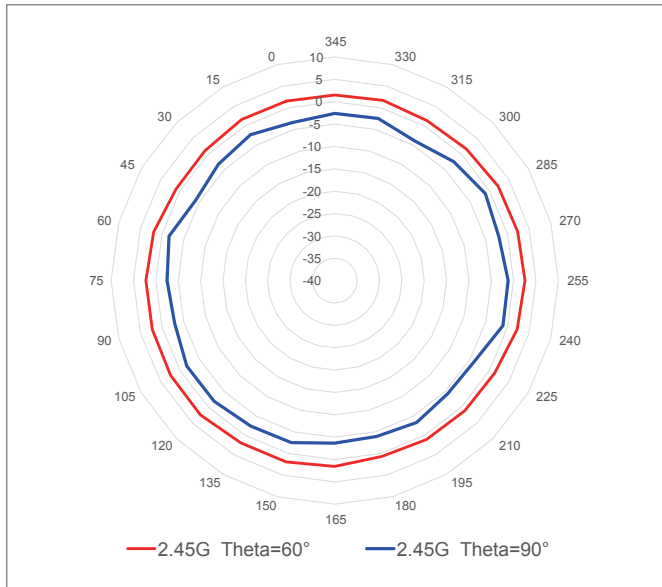
Regulatory Compliance	RG-AP680-AR
Regulatory compliance	<ul style="list-style-type: none"> EN 55032 EN 55035 EN 61000-3-3 EN IEC 61000-3-2 EN 301 489-1 EN 301 489-3 EN 301 489-17 EN 300 328 EN 301 893 EN 300 440 FCC Part 15 EN IEC 62311 IEC 62368-1 EN 62368-1 IEC 60950-22

* For more country-specific regulatory information and approvals, contact your local sales agency.

Antenna Pattern Plots

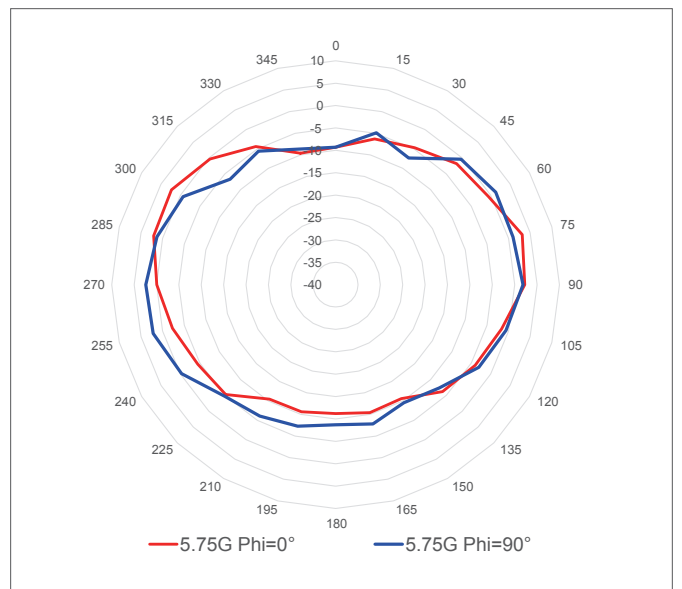
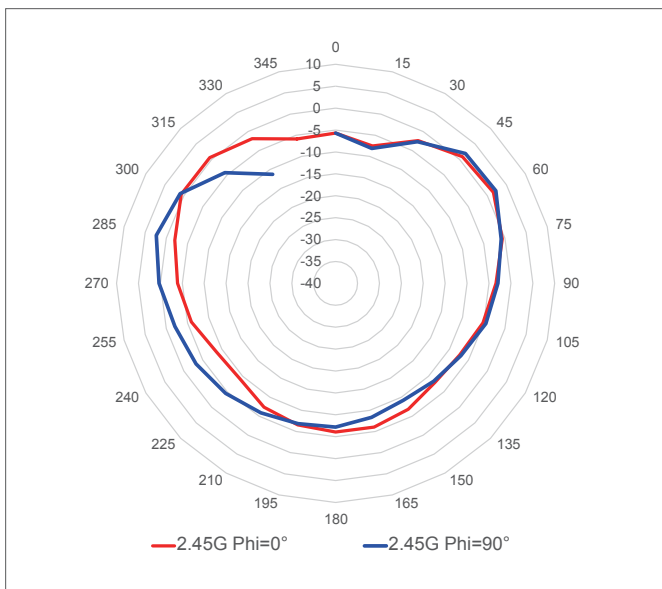
Horizontal Planes (Top View)

The following figures show the azimuth antenna pattern at 2.4 GHz and 5 GHz radios.



Vertical Planes (Side View, AP Facing Down)

The following figures show the elevation antenna pattern at 2.4 GHz and 5 GHz radios.



Note: Operating frequency bands are country-specific.

Ordering Information

Model	Description	Remarks
RG-AP680-AR	<p>Wi-Fi 6 (802.11ax-compliant) outdoor high-density wireless access point Quad-radio, 14 spatial streams, peak data rate of 11.622 Gbps</p> <ul style="list-style-type: none"> • Radio 1: 2.4 GHz: four spatial streams, 4x4 MU-MIMO, peak data rate of 1.147 Gbps • Radio 2: 5 GHz: four spatial streams, 4x4 MU-MIMO, peak data rate of 4.804 Gbps • Radio 3: 5 GHz: four spatial streams, 4x4 MU-MIMO, peak data rate of 4.804 Gbps • Radio 4: 2.4GHz/5 GHz: two spatial streams, 2x2 MIMO, 2.4 GHz peak data rate of 0.3 Gbps, 5 GHz peak data rate of 0.867 Gbps <p>802.11a/b/g/n/ac/ax, switching between Fat, Fit, and cloud modes, and 802.3at/at/bt PoE and local AC power supply</p> <p>Note:</p> <ul style="list-style-type: none"> • The power source equipment (PSE) needs to be purchased separately. • The AC power supply needs to be purchased separately 	Required
RG-ANTx4-2400D	<p>External antenna used by the RG-AP680-AR, panel directional antenna, 2.4 GHz, 4 × 4 MIMO, antenna gain of 12 dBi, and built-in feeder set: 1 m, N-N, four feeders Each RG-AP680-AR can equipped with only one feeder set.</p>	Optional
RG-ANTx4-5000D	<p>External antenna used by the RG-AP680-AR switches, panel directional antenna, 5 GHz, 4 × 4 MIMO, antenna gain of 12 dBi, and built-in feeder set: 1 m, N-N, four feeders Each RG-AP680-AR can equipped with two feeder sets.</p>	Optional
RG-PL-M16-3M	<p>Selected when local 220 V AC mains supply is used. Local external cable, M16 power cable, power cable, 3020 mm, CRCC low smoke zero halogen power cable, red, white, black, 16M-3 A, 1 A, 220 V, RoHS</p>	Optional
RG-E-160 (10GE)	<p>Selected when the power adapter is used for power supply. Single-port Ethernet PoE adapter; Input: 100–240 V, 50/60 Hz, 1.5 A MAX; Output: 54 V DC, 1.11 A</p>	Optional

Package Contents

Item	Quantity
Main unit	1
Mounting bracket	1
Support for pole-mounted or wall-mounted installation	1
Machine tooth screw M5×10	4
Machine tooth screw M6×16	2

Item	Quantity
Machine tooth screw M8×20	2
M6x40 expansion bolt	4
Waterproof PG head	2
Fiber cable waterproof connector	2
Metal hook	2
Ground cable	1
Dustproof cover	5
Dust cap for N-type connectors of the external antenna	12
<i>Product Warranty</i>	1

Warranty

For more information about warranty terms and period, contact your local sales agency:

- Warranty terms: <https://www.ruijienetworks.com/support/servicepolicy>
- Warranty period: <https://www.ruijienetworks.com/support/servicepolicy/Service-Support-Summary/>

Note: The warranty terms are subject to the terms of different countries and distributors.

More Information

For more information about Ruijie Networks, visit the official Ruijie website or contact your local sales agency:

- Ruijie Networks official website: <https://www.ruijienetworks.com/>
- Online support: <https://www.ruijienetworks.com/support>
- Hotline support: <https://www.ruijienetworks.com/support/hotline>
- Email support: service_rj@ruijienetworks.com

Ruijie



Ruijie Networks Co., Ltd.

For further information, please visit our website <https://www.ruijienetworks.com>

All rights are reserved by Ruijie Networks Co., Ltd. Ruijie reserves the right to change, modify, transfer, or otherwise revise this publication without notice, and the most current version of the publication shall be applicable.